







# LevelFlex+ DEPTH

Flexible, Fibre Reinforced,  
Rapid Setting Smoothing  
and Levelling Compound


-  Apply From 2mm – 85mm In One Application
-  Rapid Setting, Walk On After 2.5 Hours
-  Tile On After 2.5 Hours
-  Suitable For Use Above Underfloor Heating Systems
-  Suitable As A Wearing Surface
-  Moisture Tolerant

Walk On After  
2.5 Hours

Tile After  
2.5 Hours

Apply From  
**2mm -  
85mm**

Suitable  
As A  
Wearing  
Surface



# TILEMASTER **LevelFlex+ DEPTH**

## Flexible, Fibre Reinforced, Rapid Setting Smoothing and Levelling Compound

### **DESCRIPTION:**

LevelFlex+ DEPTH is a flexible, fibre reinforced, rapid setting, protein free smoothing and levelling compound, designed for preparing subfloors prior to the installation of floor coverings. LevelFlex+ DEPTH has been developed to allow the product to be applied from depths of 2mm – 85mm in one application without the need for additional aggregate, whilst still allowing, due to its rapid setting and drying properties, ceramic, porcelain and natural stone tiles to be fitted from as little as 2.5 hours.

LevelFlex+ DEPTH can be used on a large variety of substrates, including sand & cement screeds, concrete, timber, flooring grade asphalt/bitumen and existing ceramic, porcelain and natural stone tiles. LevelFlex+ DEPTH can be used on underfloor heated screeds, retro fit overlay underfloor heating systems and is ideal for encapsulating electric underfloor heating elements.

### **PREPARATION:**

Preparation of all substrates is crucial to the success and longevity of all installations. All substrates, as stated in BS 5385, must be rigid, flat, clean, dry and sound and be free of any contaminants. Anything that could compromise adhesion to the substrate, such as dust, dirt, oil, grease, laitance, sealers, waxes and curing agents will need to be mechanically removed. Ensure that all substrates and backgrounds are strong enough to carry the weight of the compound as well as all finished floor coverings and fixing materials.

### **PRIMING:**

Substrates require priming prior to the application of Tilemaster LevelFlex+ DEPTH. Priming the substrate will minimise the risk of pinholes forming, allow for the best flow properties and will also prolong the working time of the product.

**Porous Surfaces:** Suitably prepared and sufficiently dry substrates, prime with Tilemaster Primeplus diluted 1 part Primeplus to 3 parts water. If the substrate is overly porous then further coats of diluted primer may be required.

**Non-Porous Surfaces:** Substrates such as Tilemaster FAST One Coat DPM, flooring grade asphalt & bitumen, steel and existing vinyl, ceramic, porcelain and natural stone tiles should be primed with one coat of Tilemaster Prime+ Grip.

Primers should be used in accordance with instructions printed on the bottle and must be allowed to dry before applying Tilemaster LevelFlex+ DEPTH.

### **MIXING AND APPLICATION:**

A 20kg bag of Tilemaster LevelFlex+ DEPTH requires 4.5 – 5.0 litres of water.

Add the pre-measured water to a clean bucket and slowly add the powder whilst mixing with an electric paddle. Mix until a smooth and lump free consistency is obtained. Do not add further water once mixed. **Exceeding 5.0 litres of water per 20kg will result in water bleed, extended drying times, a weakened mix and poor surface finish.**

**N.B:** Once mixed, Tilemaster LevelFlex+ DEPTH will remain workable in the bucket for 25 - 35 minutes at 23°C. Due to the rapid setting properties of Tilemaster LevelFlex+ DEPTH, it is important to apply the mixed product without delay.

Pour the compound onto the prepared surface and trowel to the required depth of between 2mm and 85mm. If the depth of compound applied allows, the use of an aeration roller can be used, but is not required, to remove entrapped air and smooth out flow lines. The setting time will then depend on atmospheric conditions/temperatures - it will be slowed by lower temperatures and accelerated by higher temperatures.

### **PUMP APPLICATIONS:**

Tilemaster LevelFlex+ DEPTH is ideal for pump applications. Mix in accordance with the pump manufacturer's instructions and ensure that regular flow checks are carried out. Ensure the water content is correct and that there is no surface separation. Test samples of the product must be conducted to ensure the pump lines are able to send product through before the product starts to set.

### **SETTING AND COVERING:**

In ideal conditions, LevelFlex+ DEPTH will be set to walk on after 2.5 hours. LevelFlex+ DEPTH must be left to dry before applying the final surface flooring. This is typically after 2.5 hours for ceramic, porcelain and natural stone tiles. Thicker applications may require a longer time to dry prior to applying floor coverings. If there is no airflow within site conditions, the drying time may be restricted.

# TILEMASTER **LevelFlex+ DEPTH**

## Flexible, Fibre Reinforced, Rapid Setting Smoothing and Levelling Compound

Screed classification	CT-C30-F7 to BS EN 13813; 2002
Working time @ 23°C	25 – 35 minutes
Time to foot traffic @ 20°C	2.5 hours
Application thickness	2mm – 85mm
Compressive strength N/mm <sup>2</sup> (BS EN 13892-2)	1 day > 10.0 7 day > 15.0 28 day > 30.0
Flexural strength N/mm <sup>2</sup> (BS EN 13892-2)	1 day > 3.0 7 day > 5.0 28 day > 7.0
Coverage	20kg will cover 4.5m <sup>2</sup> at 3mm thickness
Flow properties using 30mm x 50mm flow ring	135mm – 145mm
Minimum application temperature	5°C
Shelf life	Stored correctly this product has a shelf life of 12 months
Colour	Grey
Pack size	20kg
Note	All work must be carried out in accordance with British Standard Code of Practice.


### HEALTH AND SAFETY

Tilemaster LevelFlex+ DEPTH contains cement. Irritant to respiratory system. Risk of serious damage to eyes, therefore avoid contact with eyes and prolonged contact with skin. Do not breathe dust. In case of contact with eyes, rinse immediately with plenty of water and seek medical advice. After contact with skin, take off immediately all contaminated clothing, and wash immediately with plenty of water and soap. Wear suitable gloves (e.g. cotton gloves soaked in nitrile) and eye/face protection. If swallowed, seek medical advice immediately and show this container or label. Keep out of reach of children. Low in chromates.

For further information refer to the Material Safety Data Sheet.

The information contained on this Technical Data Sheet is given voluntarily and in good faith. It is to the best of our knowledge true and accurate; however it may contain information which is inappropriate under certain conditions of use. The company cannot accept responsibility for any loss or damage due to inappropriate use or the possibility of variations of working conditions and of workmanship outside our control.

**NOTE:** This product is not designed nor potentially suitable for the repair or making good of newly installed screeds that have been installed being knowingly faulty, out of manufacturers specification or with defects outside of the manufacturers or installers usual standards and specification.

 <b>20</b> DoP 068	
Tilemaster Adhesives Ltd Kerakoll Group Tomlinson Road Leyland   PR25 2DY United Kingdom	
<b>EN 13813:2002</b> <b>CT-C30-F7</b> Fast drying cement based self – levelling compound for use in interior locations	
Reaction to fire	NPD
Release of corrosive substances	CT
Water permeability	NPD
Water vapour permeability	NPD
Compressive strength	C30
Flexural strength	F7
Wear resistance	NPD
Sound insulation	NPD
Sound absorption	NPD
Thermal resistance	NPD
Chemical resistance	NPD